




## HBP Hydraulic Box & Pan Folder

The Morgan Rushworth HBP hydraulic box and pan folder provides simple, powerful folding with easily adjustable manual angle setting device. The clamping and bending is controlled by means of a joystick or foot pedal or combination, allowing easy positioning of the material for folding.

This machine offers high speed, increased productivity and is a cost effective alternative to press brake machines. The HBP range has 45° folding beam fingers which are hardened and ground and supplied in varying widths for ultimate versatility.



**HBP 3050.32**

### Machine Features


- Heavy duty hydraulic range
- Combined joystick and foot pedal control
- Safe clamping speed
- Manual folding angle stop with degree scale
- 45° segmented clamping beam blades
- Adjustment of the clamping beam for material thickness
- Crowning of the folding beam, clamping beam and bed beam
- Adjustment of the reinforcing angle for small return bends <25mm
- 600mm manual ruled back gauge

### Optional Equipment

- 800mm NC back gauge with additional guarding
- 2-axis NC control of bending angle and back gauge with additional guarding



**JOYSTICK CONTROLLER**



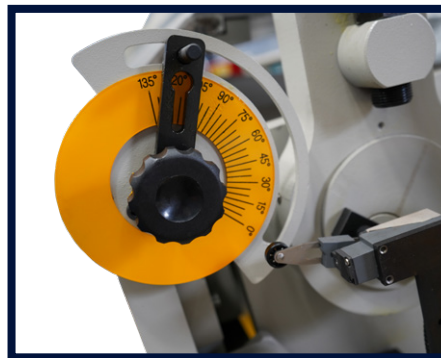
**45 DEGREE  
CLAMPING BEAM**



**CLAMPING BEAM  
ADJUSTMENT**



**FOOTPEDAL CONTROLS**



**MANUAL FOLDING  
ANGLE STOP**

## TECHNICAL SPECIFICATIONS

MODEL	HBP1270.25	HBP1270.35	HBP2040.25	HBP2040.35	HBP2540.25	HBP2540.35	HBP3050.20	HBP3050.35	HBP4010.10	HBP4010.20
STOCK CODE	M2404	M2405	M2406	M2407	M2408	M2409	M2410	M2411	M2412	M2413
Capacity (Mild Steel)	mm 2.5	3.5	2.5	3.5	2.5	3.5	2.0	3.5	1.0	2.0
Capacity (Stainless Steel)	mm 1.6	2.5	1.6	2.5	1.6	2.5	1.2	2.5	0.6	1.2
Bending Length	mm 1270	1270	2040	2040	2540	2540	3050	3050	4010	4010
Max Folding Angle	° 135°	135°	135°	135°	135°	135°	135°	135°	135°	135°
Maximum Opening of Clamping Beam	mm 100	100	100	100	100	100	100	100	100	100
Maximum Tray Depth	mm 152	152	152	152	152	152	152	152	152	152
Maximum Reverse Bend	mm 16	25	16	25	16	25	16	25	25	25
Quantity & Size of fingers	mm 2 x 76, 2 x 102, 6 x 127, 1 x 152	2 x 76, 2 x 102, 6 x 127, 1 x 152	7 x 76, 3 x 102, 7 x 127, 2 x 152	7 x 76, 3 x 102, 7 x 127, 2 x 152	6 x 76, 5 x 102, 10 x 127, 2 x 152	6 x 76, 5 x 102, 10 x 127, 2 x 152	6 x 76, 4 x 102, 10 x 127, 10 x 152	6 x 76, 4 x 102, 10 x 127, 10 x 152	6 x 76, 6 x 102, 10 x 127, 11 x 152	6 x 76, 6 x 102, 10 x 127, 11 x 152
Back Gauge Travel	mm 600	600	600	600	600	600	600	600	600	600
Motor	kW 1.5	2.2	2.2	3.7	2.2	3.7	2.2	3.7	2.2	3.7
Length	mm 2150	2250	2900	3000	3450	3500	3950	4000	5050	5050
Width	mm 1160	1300	1050	1100	1050	1100	1050	1100	1100	1100
Height	mm 1570	1680	1680	1750	1680	1750	1680	1750	1750	1750
Weight	Kg 1000	1850	1400	2400	1700	3000	2250	3480	4000	4500