

### PEHU

Positioning systems

## PEHU LMS Measuring Systems

The Pehu LMS10 and LMS15 is a manually operated measuring system with a digital read out indicating the current stop position.

The Pehu LMS30 to Pehu LMS80 are powered models which can be configured as either auto-measuring or auto-feeding systems\*.

The operator enters the required stop positions into the NC control and the system automatically runs through the program until it is completed. Specific systems can be configured to work with saws, drills and steelworkers or punching machines.

\*The LMS30 & LMS45 requires the PEHU 112 Control to become a fully automatic solution




**PEHU LMS 15**

### Machine Features

- PEHU LMS10/15 - Manual positioning of stop
- PEHU LMS30/45/60/80 - Powered programmable positioning of stop unit
- PEHU LMS30/45/60/80 - Servo motor with rotary encoder to ensure positioning accuracy
- PEHU LMS60/80 - Fully Automatic Stop / Push-Up System
- Precision linear rail guidance system
- Digital read out of stop position
- Increased cutting accuracy by eliminating measuring errors
- Increased productivity - one set up for multiple cuts at same length
- Stop runs on precision linear guidance rail
- Rotary encoder ensures positioning accuracy
- +/- 0.1mm Repeatability
- Ideal for use with saws, drills and steelworkers
- Roller track available separately

### Optional Equipment


- NC servo control and can serve as both a stop and push control for length measuring systems (LMS30 & LMS45)
- Manual or powered flip up stop to allow cutting of longer material
- Pneumatic or hydraulic gripper on the feeder unit
- Gravity or powered roller track to suit



**FLIP-UP STOP FOR MATERIAL FEED-THROUGH**




**NC CONTROLLER**



**MATERIAL STOP**

**WATCH THE MACHINE IN ACTION**



**LINEAR RAILS**



**DIGITAL READ OUT OF STOP POSITION**

## TECHNICAL SPECIFICATIONS

MODEL	Servo Control	Measuring Operation	Flip-Up Stop Operation	Set-Up	Width	Base Length	Additional Lengths	Positioning Accuracy	Positioning Speed
					mm	mm	m	mm	m/min
PEHU LMS10-02	N/A - Manual	Manual + DRO	Manual	Attaches to existing roller track system	250	2,000 (2m working length)	+2m per length	+/-0.2 mm	Manual
PEHU LMS15-04	N/A - Manual	Manual + DRO	Manual	Attaches to existing roller track system	350	4,000 (3.6m working length)	+1m per length	+/- 0.2 mm	Manual
PEHU LMS15-04 + 112S (3.3)	112S 3.3Nm Servo Control	Semi-Automatic (Stroke Control)	Manual	Attaches to existing roller track system	350	4,000 (3.6m working length)	+1m per length	+/- 0.2mm	Manual
PEHU LMS30-04	112S 3.3Nm Servo Control	Semi-Automatic (Stroke Control)*	Manual	Attaches to existing roller track system	350	4,000 (3.6m working length)	+1m per length	+/- 0.1 mm	+/- 40
PEHU LMS30-04 + 112 (3.3)	112 3.3Nm Servo Control	Fully Automatic	Manual	Attaches to existing roller track system	350	4,000 (3.6m working length)	+1m per length	+/- 0.1 mm	+/- 40
PEHU LMS45-04	112S 3.3Nm Servo Control	Semi-Automatic (Stroke Control)*	Manual	Attaches to existing roller track system	630	4,000 (3.6m working length)	+1m per length	+/- 0.1 mm	+/- 40
PEHU LMS45-04 + 112 (3.3)	112 3.3Nm Servo Control	Fully Automatic	Manual	Attaches to existing roller track system	630	4,000 (3.6m working length)	+1m per length	+/- 0.1 mm	+/- 40
PEHU LMS45-04 + 112 (5.0)	112 5.0Nm Servo Control	Fully Automatic	Manual	Attaches to existing roller track system	630	4,000 (3.6m working length)	+1m per length	+/- 0.1 mm	+/- 40
PEHU LMS60-06	112 5.0Nm Servo Control	Fully Automatic	Hydraulic-Electric	Integrated into a separate dedicated frame	830	6,000 (4.5m working length)	+1m per length	+/- 0.1 mm	+/- 40
PEHU LMS80-06	112 5.0Nm Servo Control	Fully Automatic	Hydraulic-Electric	Integrated into a separate dedicated frame	1100	6,000 (4.5m working length)	+1m per length	+/- 0.1 mm	+/- 40

\*The LMS30 & LMS45 requires a PEHU 112 Control to become a fully automatic solution