



The Morgan Rushworth powered ring rolling machines are available in shaft diameters of 35mm and 50mm. Both models include a full set of rolls for the bending of flat bar, flat bar on edge, round bar, square bar and box section. Both of the bottom rolls are powered, providing powerful traction, while the top adjustable idler roll determines the bending radius according to its position.

Machine Features

- Single pinch manual top roll adjustment
- Pointer and scale to indicate top roll position
- Two bottom rolls driven
- Hardened rolls
- Standard modular rolls able to bend a wide range of profiles
- Horizontal or vertical working position
- Forward and reverse footpedal


Optional Equipment

- Tube rolls and other special rolls

PSR 35/140



PSR35/140 IN HORIZONTAL POSITION



BENDING FLAT BAR ON EDGE



















BENDING TUBE

PSR 50/155



CAPACITIES

MODEL	PSR 35/140		PSR 50/155		HSR 50/160		HSR 60/215		HSR 80/245		HSR 100/315		HSR-3 40/140	
	Max Size	Min Ø	Max Size	Min Ø	Max Size	Min Ø	Max Size	Min Ø	Max Size	Min Ø	Max Size	Min Ø	Max Size	Min Ø
1. 	50x10	600	60x10	800	60x10	600	80x20	1200	80x15	800	100x20	1000	35x8	300
2. 	80x15	700	120x15	750	100x15	600	120x25	600	125x25	600	200x30	1000	50x12	400
3. 	30x30	700	35x35	900	35x35	600	50x50	800	45x45	500	60x60	800	18x18	250
4. 	30	700	35	800	35	600	50	800	50	600	70	800	22	200
5. 	60x2	1200	70x2	1200	70x2	1200	100x2	1600	100x2.5	1200	125x2.5	1400	40x1.5	500
6. 	48.3x2.9	900	60.3x2.9	1000	60.3x2.9	1000	88.9x3.2	1600	88.9x5.5	800	114.3x6	1000	33.7x2.3	200
7. 	50x30x3	1200	50x40x3	1200	70x30x3	1500	80x40x3	1400	80x25x3	800	100x40x4	1300.00	30x15x2.5	500
8. 	40x40x3	1200	50x50x3	1700	50x50x3	1600	70x70x3	1600	70x70x3	1400	80x80x5	1500	25x25x2	450
9. 	40x40x5	400	50x50x5	850	50x50x6	600	70x70x7	1000	80x80x8	800	100x100x12	1000	35x35x5	400
10. 	40x40x5	500	50x50x5	1200	50x50x6	900	70x70x7	1200	80x80x8	1000	100x100x10	1000	30x30x4	550
11. 	50x50x6	800	60x60x7	700	60x60x7	800	80x80x9	1000	80x80x9	800	100x100x10	1000	30x30x5	300
12. 	50x50x6	850	60x60x7	700	50x50x6	800	80x80x9	1200	80x80x9	1200	100x100x10	1500	35x35x5	350
13. 	50x50x5	800	60x60x7	700	60x60x7	800	80x80x9	1000	80x80x9	800	100x100x10	1000	35x35x5	300
14. 	UPN 50	400	UPN 60	550	UPN 80	800	UPN 120	800	UPN 120	800	UPN 160	1000	40X20X5	350
15. 	UPN 50	500	UPN 60	700	UPN 80	1200	UPN 120	1200	UPN 120	800	UPN 160	1000	35X18X5	500
16. 									IPN 120	800	IPN 160	1000		

TECHNICAL SPECIFICATIONS

MODEL STOCK CODE	PSR 35/140 M6012	PSR 50/155 M6014	HSR 50/160 M6000	HSR 60/215 M6001	HSR 80/245 M6002	HSR 100/315 M6003	HSR-3 40/140 M6027
Shaft diameter	mm	35	50	50	60	80	35
Roll diameter	mm	137	155	162	215	245	137
Rolling speed	m/min	2.1	4.3	4.5	4	6	7
Power	kW	0.75	1.5	1.1	1.5	4	1.1
Length	mm	670	730	810	1000	1450	1050
Width	mm	530	830	950	1400	1000	500
Height	mm	1350	1350	1500	1650	1400	1250
Weight	kg	195	400	500	950	1700	350