

The HST machines are supplied with standard tooling including repetition support tables for the punch, shear and notch stations. All five work stations are equipped with easily adjustable hold downs to safely control each operation. Comprehensive safety guards are fitted as standard on all work stations. The HST Range is a twin operation machine with the hydraulic system activated by two shielded foot controls, one operating the punch and cylinder, the other operating the shear end cylinder. The shear cylinder provides the power to the three shearing and the notch stations. The system gives accurate power inching at all five work stations and allows the machine to be stopped at any position giving safe and accurate tool setting and work positioning. Centralised lubrication is distributed by a one-shot system, being only one feature of the low maintenance requirements. A 1M auto crop ruled length stop and a removable halogen lamp are supplied as standard equipment with all HST machines.




REAR VIEW


HST 70



PUNCH STATION



ANGLE STATION



SECTION STATION




NOTCHING STATION

Machine Features


- Twin operator hydraulic system with foot pedal control for the punching station independent of the shearing and notch stations
- Punch station featuring vertical ram action with fully adjustable ram stroke.
- Large punch station table with adjustable backgauge
- Low power inching for tool alignment
- Angle station for cropping angle iron at 90° or at 45° with either internal or external mitres
- Section cutting station for cropping round and square bar
- Shear station for cutting both thin and thick material without requiring blade gap or cutting angle adjustment. Can also be used for cropping the leg of angle iron and chamfering the ends of small flat bars
- 1 metre auto crop ruled length stop covering all cropping/shearing stations for repetitive work
- Notching station with rectangular notch tooling
- Centralised lubrication system
- Magnetic based halogen work light
- Comprehensive safety guards

Optional Equipment

- Tooling for special applications
- Flat bar bending unit at notch end



SHEARING STATION



AUTO CROP RULED LENGTH STOP

TECHNICAL SPECIFICATIONS

MODEL STOCK CODE		HSW 45 M9001	HSW 60 M9002	HST 70 M9003	HST 95 M9004	HST 125 M9005	HST 175 M9006
PUNCHING							
Diameter x Maximum Thickness	mm	22 x 15	28 x 15	26 x 20	33 x 20	35 x 25	40 x 32
Maximum Diameter x Thickness	mm	38 x 8	38 x 11	57 x 10	57 x 12	57 x 16	57 x 22
Stroke Length	mm	50	55	55	80	80	80
Throat Depth	mm	175	220	305	355	355	625
Largest Hole Diameter - Standard	mm	38	38	38	57	57	57
Largest Hole Diameter - Optional	mm	110	110	160	160	225	225
SHEARING							
Flat Bar - Width x Maximum Thickness	mm	200 x 15	200 x 20	300 x 20	380 x 20	380 x 25	380 x 30
Flat Bar - Maximum Width x Thickness	mm	300 x 12	300 x 15	375 x 15	480 x 15	600 x 15	600 x 20
Angle Flange Trim - max 45°	mm	80 x 10	80 x 10	100 x 15	120 x 15	120 x 15	120 x 15
ANGLE CUTTING							
90° Cut	mm	100 x 10	127 x 12	130 x 13	150 x 15	150 x 18	200 x 20
45° Mitre (true int./ext.)	mm	70 x 6	80 x 8	70 x 10	80 x 8	80 x 10	80 x 10
SECTION CUTTING							
Round/Square	mm	30/25	40/35	45	50	55	65/55
Channel/Beam - (Optional)	mm	80 x 45	80 x 45	120 x 58	160 x 74	200 x 100	300 x 125
Tee - (Optional)	mm	40 x 5	40 x 5	90 x 11	100 x 11	120 x 12	150 x 15
NOTCHING							
Material Thickness	mm	8	10	10	13	13	16
Width - Rectangle	mm	35	42	45	52	60	60
Depth - Rectangle	mm	75	100	90	100	100	100
Depth - Vee	mm	60	60	60	70	80	80
TUBE NOTCH (OPTIONAL)							
Maximum Outside Diameter	mm	60	60	83	108	108	165
BENDING (OPTIONAL)							
Bar Bending - Maximum Capacities	mm	100 x 12	150 x 12	250 x 13	250 x 20	250 x 22	250 x 25
Sheet Bending - Maximum Capacities	mm	—	—	500 x 3	500 x 3	700 x 3	700 x 4
PUNCHING AT NOTCH STATION (OPTIONAL)							
Throat Depth	mm	85	110	125	125	125	125
Maximum Capacity - Diameter x Thickness	mm	18 x 12	20 x 12	38 x 8	38 x 10	38 x 12	38 x 13
TECHNICAL DATA							
Motor Power	kW	4	4	5.5	7.5	11	11
Weight	kg	1180	1440	1620	2430	3080	6000
Length	mm	1450	1520	1700	1920	2040	2730
Width	mm	590	590	710	790	800	1120
Height	mm	1620	1700	1800	1910	2030	2160
based on material strength of 450 N/mm ²							