



Pillar Drills

The Meyer range of powerful geared head drills are an exceptionally heavy duty construction, that has firmly established a reputation for long life and reliability. Through the years the Meyer range has become renowned for the quality and robustness of their design and build. The drills are manufactured with high quality components and assembled with highest standards of accuracy resulting in machines sold worldwide and bought with confidence.



SR32

A mainstay of virtually every fabrication shop in the country, a pillar drill allows for quick and efficient hole drilling and tapping. With morse taper drill bits, you can quickly hot swap drill bits for different requirements.

Large work tables, guarding and rise and fall tables and heads, the Meyer range is extremely versatile for whatever material you are working with.

The SR50VAE also features a variable drill speed, ideal for getting that perfect drill pierce quality.


The Meyer SR Geared Head Drilling Machine range will not disappoint.

Machine Features


- Geared head
- Exceptional heavy construction
- Large work tables
- Auto tool release
- Eye shield with interlock switch
- Low voltage lamp
- Rise and fall table
- Rise and fall head
- Forward and reverse
- Variable Drill Speed (SR50VAE only)

Optional Equipment


- Drill Press Vice: 18009
- Universal Cross Table: 18047




**POWERED RISE AND FALL
TABLE (SR50VAE)**



**WIND UP AND TILING HEAD
(SR32 &SR32AE)**



POWER FEED SPEEDS



**UNIVERSAL CROSS TABLE
(OPTIONAL EXTRA)**

**WATCH THE
MACHINE IN
ACTION**



TECHNICAL SPECIFICATIONS

| MODEL | | SR25 | SR32 | SR32AE | SR50VAE |
|-----------------|-------|----------------------|----------------------|----------------------|----------------------|
| STOCK CODE | | 18046 | 18041 | 18042 | 18066 |
| Capacity | mm | 25 | 32 | 32 | 50 |
| Column Diameter | mm | 95 | 120 | 120 | 180 |
| Spindle Taper | MT no | 3 | 4 | 4 | 4 |
| Motor | kw | 0.75 | 1/1.2 | 1/1.2 | 3 |
| Speeds | rpm | 125 - 2825 (Stepped) | 125 - 3030 (Stepped) | 125 - 3030 (Stepped) | 52 - 1400 (Variable) |
| Spindle Stroke | mm | 110 | 160 | 160 | 240 |
| Work Table | mm | 350 x 400 | 500 x 420 | 500 x 420 | 580 x 460 |
| Base Plate | mm | 340 x 340 | 330 x 330 | 320 x 320 | 440 x 450 |
| Throat | mm | 240 | 320 | 320 | 360 |
| Length | mm | 700 | 830 | 830 | 980 |
| Width | mm | 450 | 510 | 510 | 650 |
| Height | mm | 1900 | 2180 | 2180 | 2370 |
| Weight | Kg | 400 | 470 | 510 | 655 |